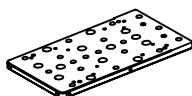


CASE REQUIRED:



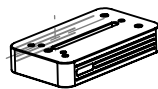
Cheese Plate



Slider Clamp



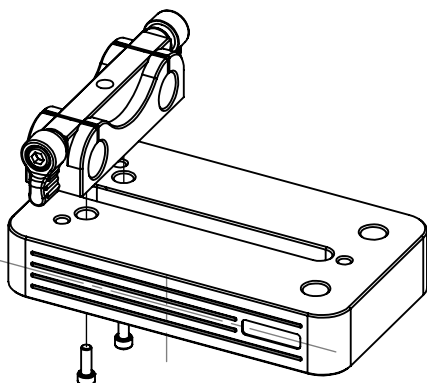
existing Rod Clamp



existing microWeight(s)

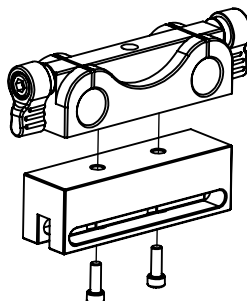
\*NOTE: From your existing microBalance Kit

1



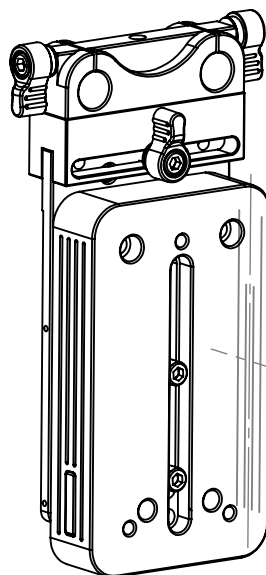
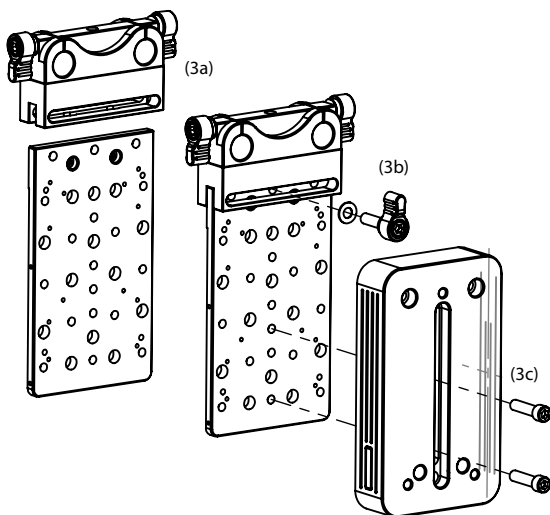
(1) Remove rod clamp from microWeight

2



(2) attach rod clamp to slider

3



- (3a) Attach microBalance Slider to the cheese plate
- (3b) Secure Slider to the cheese plate using knob
- (3c) Secure microWeights to cheese plate using microWeight Screws

ASSEMBLY COMPLETE!  
 NOW GO SHOOT!!

