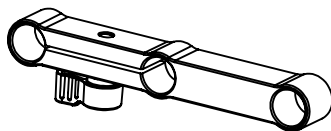
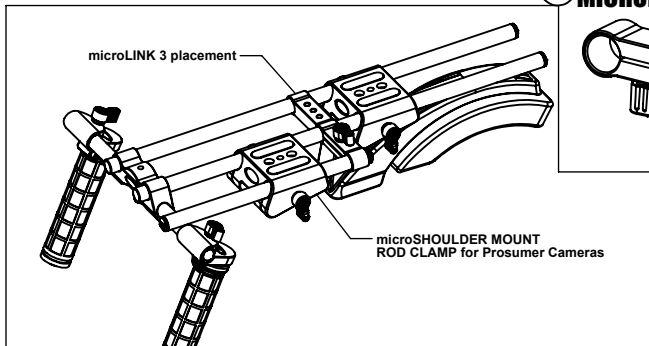


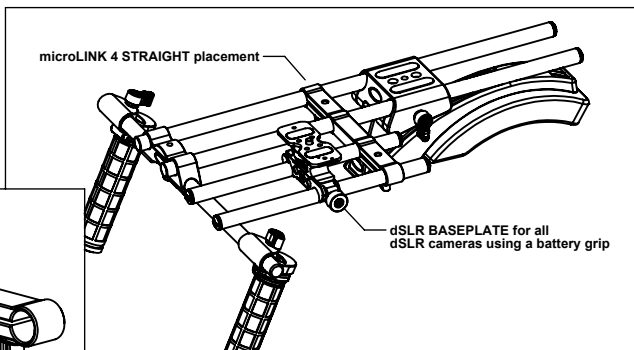
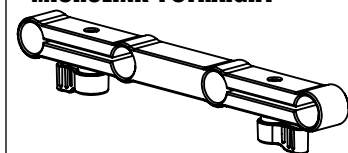
1 MICROLINK 3



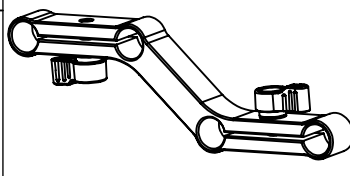
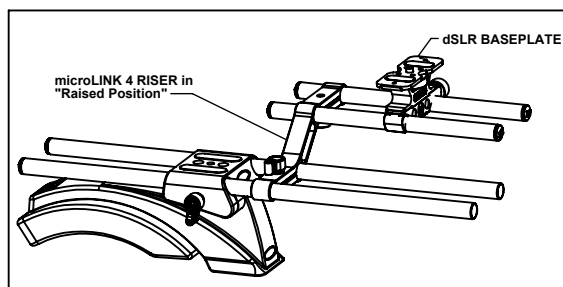
Standard Configuration showing the use of the microLink 3 as it would be used with a consumer camera using the Deluxe ShoulderMount Bundle

Standard Configuration showing the use of the microLink4 Straight as it would be used with the dSLR Baseplate and a dSLR camera that has a battery grip

2 MICROLINK 4 STRAIGHT



3 MICROLINK 4 RISER



- (A) Shows configuration of Riser microLink 4 as it would be used with a dSLR camera with no battery grip. "Raised Position"
- (B) Shows configuration of Riser microLink 4 as it would be used with prosumer cameras. "Lowered Position"

